


Tour Note of Shri Ram Muivah, IAS, Secretary, NEC
to Ri-Bhoi District, Meghalaya to monitor the implementation of Extended
Gram Swaraj Abhiyaan (EGSA) On 14.08.2018.

As desired by Ministry of DoNER the undersigned took a review meeting on 14th August, at 11.30 AM at Nongpoh, Ri-Bhoi District to monitor the implementation of Extended Gram Swaraj Abhiyaan (EGSA). The Deputy Commissioner, Ri-Bhoi District, Ms. R.M. Kurbah, IAS and the concerned district officers were also present.

Ri-Bhoi district is doing exceedingly well in PMJDY, PMSBY, PMJJY, UJWALA and UJALA. Status of EGSA in Ri-Bhoi District is enclosed for further appropriate action.

Enclo: As stated above



(Ram Muivah)

Secretary
North Eastern Council

Tour note dated: 16.08.2018

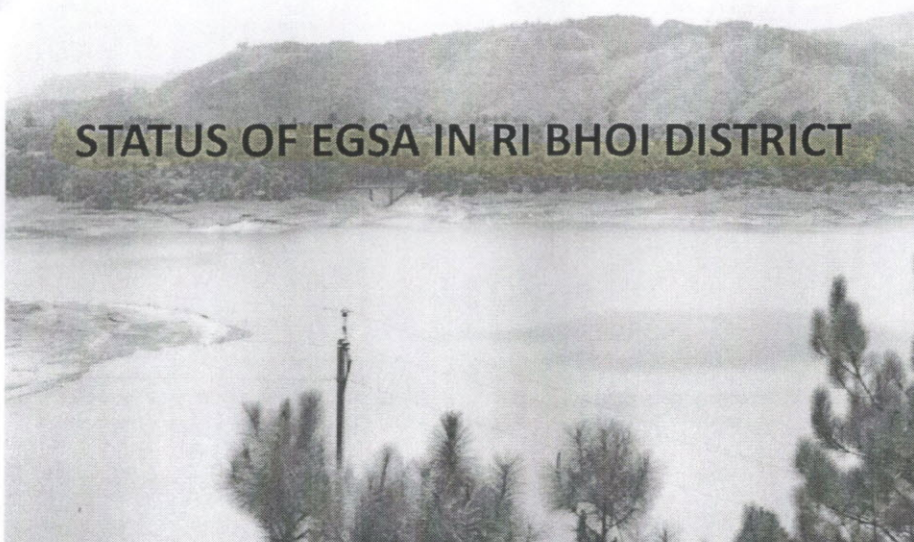
Shri Naveen Verma, IAS

Secretary, MDoNER, Government of India, Delhi.

Copy to:

1. The PS to Vice Chairman, NEC, New Delhi.
2. NIC, NEC. They are requested to upload the above Tour Note in the NEC website.

STATUS OF EGSA IN RI BHOI DISTRICT



REPORT OF EGSA IN RI BHOI TILL 10TH AUGUST, 2018

Sl. No	Name of Schemes	Target	Achievement	Percentage	Remarks
1	PMJDY	1371	1898	138 %	As on 13 th August
2	PMSBY	1833	1938	105.72%	
3	PMJJBY	1144	1074	93.88 %	Reluctance by the beneficiaries to pay premium
4	UJWALA	2576 (2723)	2673	103.76 % (98.16 %)	
5	UJALA	2642	3154	119.37 %	Distribution of bulbs has been done with the help of the village headmen & MePDCL staffs.
6	SAUBHAYA	2634	1826	69 %	Non availability of adequate materials and the condition of the terrain during the monsoon hampers the saturation of the scheme.
7	INDRADHANUSH				
	(a) Pregnant Women	1	1	100 %	
	(a) 0-2 Years	43	41	95.35%	

ACTION TAKEN FOR EGSA

In order to make the people aware, the District has arranged camps in all the 33 villages from 13th June, 2018 and ended in 28th June, 2018, where all the concerned departments implementing the schemes under GSA II present and give awareness on their schemes.

Similarly, in order to capture the performance of all the Departments, the District has constituted the District Level Committee to monitor and review the performance of schemes implemented by the departments under EGSA.

The District Level Committee has reviewed twice on the performance of EGSA

EXTENDED GRAM SWARAJ ABHIYAN (EGSA)

Sl. No	Indicator	Target	Achievement
1	Number of Pregnant Woman whose ANC is DUE and who have been Received Services	501	501
2	Number of Pregnant Woman whose ANC was done and who were Tested for Anaemia	501	501
3	Number of Pregnant Woman whose ANC was done and who were Tested for HIV/AIDS	501	473
4	Mission Indradhanush – Pregnant Women	2	2
5	Mission Indradhanush - Infant	43	41
6	RBSK	74	74
7	TB Nutritional Assistant	3	2
8	TB Rifampicin Resistance	3	3
9	Number of Health and Wellness Center Operationalized	2	2

PROGRESS OF THEMES UNDER EGSA

NUTRITION

Sl. No	Name of Blocks	No. of VHSN Days organised during EGSA	No. of Participants	No. of Community Based Events Conducted	No. of Participants in Community Based Events
1	Umsning	57	663	57	1010
2	Umling	14	158	14	226
3	Jirang	2	10	4	36
	Total	73	831	75	1272

4. Bhoi
Nymbong
(previously clubbed
with Umsing)

AGRICULTURE

Distribution of Soil Cards	Distribution of Minikits of Pulses and Oil seeds	Distribution of Horti/Agro forestry / Bamboo plants	Making of NADEP	FMD Bovine Vaccination	Vaccination of Sheep & goat for eradication of PPR	Artificial Insemination	Distribution of Agricultural Implements	Organisation of Trainings
420	635	6795	80	3833	211	1109	226	28
420	635	6795	80	3833	211	1109	226	28

Archive
ments

100%

EDUCATION & SCHOOLING

No. of Students in Class V	No. of students in class VI in the current academic year	No. of students in class VIII in the last academic year	No. of students in class IX in the current academic year	No. of Schools in a district (Girls and Co-ed)	No. of schools (Girls' and Co-ed) with functional Toilets	No. of schools (All) in the district	No. of schools with functional drinking water facilities	No. of elementary schools (Govt. and aided) where new textbooks reached within one month of the start of the academic session.	No. of elementary schools (Govt. and aided) where a book bank has been created by taking back as many school textbooks as possible.	
7941	7770	4956	4304	1260	1082	1260	676	952	100	Nil

SKILL

No. of Candidates mobilized under PMKVY	Rozgar Mela Organised	Candidates offered Job/sh ortlisted through Rozgar mela	No. of Kaushal Mela organised		No. of Rural Youth Enrolled in Kaushal Panjee		No. of Job Mela organised		Training Target Allocated
			Target	Achievement	1 st June to 15 th August 2018	Cumulative till today	Target	Achievement	
0	0	0	4	4	76	76	0	0	710

KRISHI KALYAN ABHIYAN

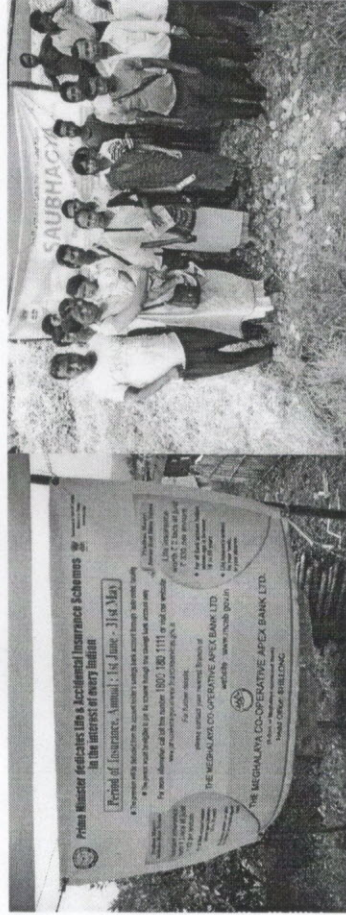
Sl. No.	Villages	Distribution of Soil Health Cards (Nos.)	Distribution of Minikits of Pulses and Oilseeds (No. of Packets)	Distribution of Horticulture/Agroforestry/ Bamboo plants (5 per family)	Making of NADEP pits (Nos.)	FMD Bovine Vaccination (Nos.)	Vaccination of Sheep & Goat for Eradication of PPR (Nos.)	Artificial Insemination (Nos.)	Distribution of Agriculture Implements (Nos.)	Organisation of Training Programmes (Nos.)
1	Khanapara	20	0	1070	0	420	28	372	25	1
2	Mawmai	20	55	350	0	1899	50	382	20	1
3	Nongthymmai	20	15	215	20	86	2	0	20	2
4	Lum Nongrim	20	35	450	0	75	0	1	20	4
5	Mawlasnai	50	150	710	0	50	0	0	20	5
6	Mawlein Mawkhan	20	230	850	20	24	0	1	25	4
7	Bhoirymbong	20	210	469	20	18	0	0	20	4
8	Kyrdem	230	100	500	20	33	2	0	46	6
9	Nongsder	20	50	1650	0	173	41	30	25	4
10	Mawbsein	20	0	1000	20	132	0	0	25	1
11	Mawthai	20	180	280	20	113	0	0	20	4
12	Sohriewbiei	20	35	275	20	0	0	0	20	6
	Total	480	1060	7819	140	3023	123	786	286	42

Sl. No.	Villages	Distribution of Soil Health Cards (Nos.)	Distribution of Minikits of Pulses and Oilseeds (No. of Packets)	Distribution of Horticulture/Agroforestry/ Bamboo plants (5 per family)	Making of NADEP pits (Nos.)	FMD Bovine Vaccination (Nos.)	Vaccination of Sheep & Goat for Eradication of PPR (Nos.)	Artificial Insemination (Nos.)	Distribution of Agriculture Implements (Nos.)	Organisation of Training Programmes (Nos.)
13	Mawbiang	20	10	215	20	0	0	0	20	2
14	Thadnonglaw	20	30	400	20	15	3	0	20	2
15	Mawbri	20	30	350	20	17	28	0	20	2
16	Liarkhla	20	200	450	20	15	3	0	20	4
17	Liarbang	20	150	302	20	0	0	0	20	5
18	Khwen	20	180	450	20	10	3	0	20	4
19	Kdonghulu	20	100	350	20	6	0	0	20	4
20	Umden Mission	82	50	300	0	190	0	0	20	3
21	Umroi	20	140	240	20	144	53	0	20	4
22	Quinine	20	50	500	0	0	0	0	20	2
	Total	262	940	3557	160	397	90		200	32
	Grand Total	742	2000	11376	300	3420	213	786	486	74


PHOTOS OF FLCS



PHOTOS



CAMPS PHOTOS



CAMPS PHOTOS

